
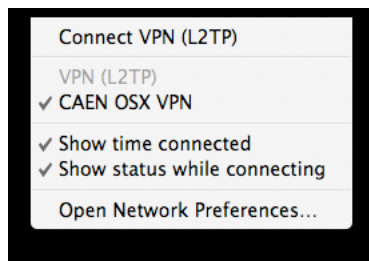


Using VPN (Virtual Private Network)

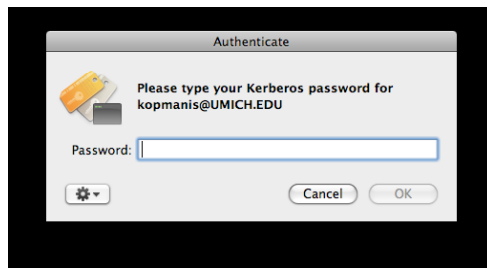
To use on-campus services while you are off-campus, built-in MacOS Virtual Private Network (VPN) software has been configured on your computer to use the College of Engineering VPN server (CAEN OSX VPN).

To use it:

- The VPN icon  will appear in your top Menu Bar. Single-click on it to bring down the VPN menu.
- Choose: **Connect to VPN (L2TP)**



- When asked, type in your UMICH Kerberos password to complete the connection:



Once you are connected, you will become an extension of the UM Networks, and can use on-campus services like:

- AFS
- Maple, MATLAB, Mathematica
- KeyServed applications (without needing to KeyCheckout)
- Any other UM service

If you have any questions, please feel free to contact Math IT at **(734) 763-6521**, or via email at **math-req@umich.edu**.